

Compass DigiBooks Teacher's Guide

provided by Compass Publishing Co., Ltd

		Description
<p>1</p> <p><u>Login</u> <u>Register</u></p> <p> Login with Facebook</p> <p> Login with Google</p> <p>or</p> <p><input type="text" value="teacher@compasspub.com"/></p> <p><input type="text" value="Password"/></p> <p><input checked="" type="checkbox"/> Remember me</p> <p></p> <p><i>I forgot my password.</i></p> <p>I am a new user.</p> <p></p> <p></p> <p><u>Guides</u></p> <p></p> <p></p>	<p>2 PRIVACY NOTICE</p> <p>Compass Media is committed to protecting your privacy.</p> <p>Compass Media collects personal information from you (by using cookie technology, see below) through the use of order forms.</p> <p>This Website website creates a cookie (a small piece of computer code) which is sent to and stored on your computer containing and contains only a unique session identifier only. This identifier is used to record site usage statistics. In a separate automatic operation, the web browser</p> <p>LEGAL NOTICE</p> <p>These terms and conditions apply to you regarding the material on this Website website.</p> <p>You are responsible for bringing these terms to the attention of anyone who may read material on this site as a result of your access to it.</p> <p>All material on this Website website is (unless otherwise stated) copyright 1999-2014 Compass Media. Reading, copying, or adapting any material herein implies agreement to these terms and conditions.</p> <p><input checked="" type="checkbox"/> Yes, I agree.</p> <p> </p>	<p>How to Register as a Teacher:</p> <ol style="list-style-type: none">1. Click "Teacher Register".2. If you are in agreement with the terms and condition, click the box to the left of "Yes, I agree," and the click on "Next."3. Create a username and password, or register with your Facebook or Google+ account.
<p>3</p> <p>Full name <input type="text"/></p> <p>Email <input type="text"/></p> <p>Password <input type="text"/></p> <p>Confirm Password <input type="text"/></p> <p></p> <p>or</p> <p> Sign up with Facebook</p> <p> Sign up with Google</p>		

1

WELCOME

CompassDigiBooks online practice teacher's home

Manage classes

Add a new book

Enter online practice

Add new classes

Audio recordings

Download resources

2

To add a book, please enter a new access code.


6GLQ

Q19N

VNOM

WFIM

Confirm




Reading for the Real World 3/e Book Intro
Expires: 2016-10-15

Back

Complete


3

Please select a book for your new class.




On Point Book 2

Expires: 2016-10-15



On Point Book 3

Expires: 2016-10-15



Reading for the Real World 3/e Book Intro

Expires: 2016-10-15

Add a New Book

Back

Description

For registering a book:

1. Click "Add a new book."
2. Find the serial number from the back of your book and input it into the fields and click "Complete."
3. Books that have been registered will appear on the screen.

1

WELCOME
CompassDigiBooks online practice teacher's home

Manage classes

Add a new book

Add new classes

Enter on

Audio

Download

Please select a book for your new class.

On Point Book 2 Expires: 2015-10-15

On Point Book 3 Expires: 2015-10-15

Reading for the Real World 3/e Book Intro Expires: 2015-10-15

Add a New Book

Back

2

Please enter the Class ID and name of your new class.

Class ID ✗ Invalid Class ID. Class ID is already taken. (Ex) EnglishClass01

Share this ID with your students.

Class Name

Reading for the Real World 3/e Book Intro

Back

Next

3

Your class is set up.

Class ID

Please give this ID to your students. This code connects your students' records to your class.

Complete

4

Class ID	Class Name	Book	Student Management	Edit	Delete
RRW_3/e_CP	RRW_3/e_Intro	Reading for the Real World 3/e Book Intro	View	edit	delete
On_Point_CP	On_Point_Book_2	On Point Book 2	View	edit	delete

« 1 »

Back

Description

For registering classes:

1. On the book registration page, or by clicking 'Add new classes' in the main page, you can make a class. Click the book image to create a class. **(One serial code allows you to make one class.)**
2. Type in the Class ID and Class Name in the appropriate field and click "Next."
3. Click "Complete" and let your student know the Class ID you have made.
4. The class(es) you have made will appear as a list. Click the "Class IDs" to manage students' progress.

1

WELCOME
CompassDigiBooks online practice teacher's home

Manage classes

Add a new book Enter online practice
Add new classes Audio recordings
Download resources

2

compassclass

Class Name : compassclass **edit**

Report by Book **Report by Unit**

#	Student	Activity Completion	Skill Points	Total Tries	Progress	Check
3	최정규1111 shiftkey9@gmail.com	22 / 72	38 / 276	49	View	<input type="checkbox"/>
2	compass student student@compasspub.com	63 / 72	202 / 276	160	View	<input type="checkbox"/>
1	Sam Bae namuappa@naver.com	6 / 72	14 / 276	8	View	<input type="checkbox"/>

1 2 3

Send email **Delete**

Manager classes list

Back

3

compassclass

Class Name : compassclass **edit**

Report by Book **Report by Unit**

#	Student	Activity Completion	Skill Points	Total Tries	Progress	Check
3	최정규1111 shiftkey9@gmail.com	22 / 72	38 / 276	49	View	<input type="checkbox"/>
2	compass student student@compasspub.com	63 / 72	202 / 276	160	View	<input type="checkbox"/>
1	Sam Bae namuappa@naver.com	6 / 72	14 / 276	8	View	<input type="checkbox"/>

Back

4

compassclass

Class Name : compassclass **edit**

Report by Book **Report by Unit**

#	Student	Activity Completion	Skill Points	Total Tries	Progress	Check
3	최정규1111 shiftkey9@gmail.com	22 / 72	38 / 276	49	View	<input type="checkbox"/>
2	compass student student@compasspub.com	63 / 72	202 / 276	160	View	<input type="checkbox"/>
1	Sam Bae namuappa@naver.com	6 / 72	14 / 276	8	View	<input type="checkbox"/>

Back

Description

For managing classes:

1. Click "Manage classes."
2. Select the class you want to manage by clicking the drop-down box and manage the class.
 - Click "View" for each student and you can check the student's activity status.
 - You can send an email to your student(s) with "Send email."
3. Click "Report by book" and check the student's progress with the whole book.
4. Click "Report by unit" and check the student's status by unit of each book.

WELCOME
CompassDigiBooks online practice teacher's home

Manage classes

Add a new book

Add new classes

Enter online practice

Audio recordings

Download resources

1

Vocabulary Master Reading Vocabulary Master Reading Vocabulary Master Reading

The Ikarian Secret
Speed Reading 00:10 [start] [stop]

Why do some people live longer than others? Is it the way they eat, sleep, or exercise? The answer might be found on the island of Ikaria. Ikaria is an island in Greece, and about one in every three people there live to be 90 or older. There are many things on this island that might contribute to longer lives. On Ikaria, people get a lot of exercise by walking from place to place. They walk up and down hills, breathing the fresh air. Ikarians also have healthier diets. They drink more tea than coffee, and their teas are grown locally. People also eat lots of vegetables from their gardens, and they do not eat much red meat or sugar. One other factor is that they drink milk from goats instead of cows. In general, Ikarians have a relaxed lifestyle. They take naps during the day, and they do not have much stress. Family is also important. The young and old live together. In

1. Coffee is the most popular drink on Ikaria.
 T F

2. Ikarians do not have a very stressful lifestyle.
 T F

3. No one on Ikaria smokes.
 T F

Score: 1 / 3 Word Per Minute : 1,452 w/m [Check answers] [Try again] [See answers]

2

Core Nonfiction Reading 1

Core Nonfiction Reading 1

00:00 02:56

- TRACK 01 Unit 1 Page 8 Reading(SB)
- TRACK 02 Unit 1 Page 5 Reading(WB)
- TRACK 03 Unit 2 Page 14 Reading(SB)
- TRACK 04 Unit 2 Page 7 Reading(WB)
- TRACK 05 Unit 3 Page 20 Reading(SB)
- TRACK 06 Unit 3 Page 9 Reading(WB)
- TRACK 07 Unit 4 Page 26 Reading(SB)
- TRACK 08 Unit 4 Page 11 Reading(WB)
- TRACK 09 Unit 5 Page 32 Reading(SB)
- TRACK 10 Unit 5 Page 13 Reading(WB)
- TRACK 11 Unit 6 Page 38 Reading(SB)
- TRACK 12 Unit 6 Page 15 Reading(WB)
- TRACK 13 Unit 7 Page 44 Reading(SB)
- TRACK 14 Unit 7 Page 49 Reading(SB)
- TRACK 15 Unit 7 Page 17 Reading(WB)
- TRACK 16 Unit 8 Page 50 Reading(SB)

3

Core Nonfiction Reading 1

Core Nonfiction Reading 1

Answer Key Class Slides Final Test MP3 Midterm Test Teacher's guides Test Bank Translations

Back

Description

- For extra features:
1. Click "Enter online practice."
You can view or solve the students' activities from each unit of the book.
 2. Click "Audio recordings."
You can listen to streaming audio files for the reading passages of the book.
 3. For the "Download resources", please look at the next slide for teacher's approval.

Description

For approval for teacher to download resources:

To download resources, you need to be approved.

1. Click “Download resources.”
2. Select your nationality, fill out your information in the gray box, and click “Send.”
3. Manager of Compass Digibooks will approve your request in 3 days. You will get the result from your email. If you are declined because of incorrect information, please try again.
4. You can download additional resources(answer key, MP3, etc.) for the book.

WELCOME

CompassDigiBooks online practice teacher's home

Manage classes

Add a new book

Enter online practice

Add new classes

Audio recordings

Download resources

1

Download Resources

For downloading resources, complete the teacher's approval.

Please fill out below and click 'Send' icon.

Nationality

Select

Information for Approval

City :

The Name of School :

The Name of Teacher :

I would like to request the teacher's approval with information above.

Send

Back

2

Download Resources

Approval is in process.

It will be completed in 3 days.

If you want to request with other information, please click 'Request Again' below.

Request Again

Back

3

Core Nonfiction Reading 1



Core Nonfiction Reading 1



Answer Key



Class Slides



Final Test



MP3



Midterm Test



Teacher's guides



Test Bank



Translations

Back

For the further questions, please email '[***digital@compasspub.com***](mailto:digital@compasspub.com)'.

provided by Compass Publishing Co., Ltd